



Top Mount Refrigerators

FFHT1621Q S/W/B

16 Cu. Ft. Top Mount



Product Dimensions

Height (Including Hinges & Rollers)	65-1/8"
Width	28"
Depth (Including Door)	29-7/8"

More Easy-To-Use Features

Full-Width Wire Freezer Shelf

Gives you a way to organize items in your freezer better so you can find food quickly.

A.D.A. - Compliant²

With accessible shelving, and controls that are positioned within arm's reach and allow one-hand operation, our top-freezer refrigerator is A.D.A.-Compliant.



ENERGY STAR®

Available in:



Stainless
(S)



White
(W)



Black
(B)

²When properly installed, this model is A.D.A.-qualified based on the United States Access Board's A.D.A./A.B.A. Accessibility Guidelines and the Department of Justice's 2010 A.D.A. Standards for Accessible Design.

Signature Features

ENERGY STAR®-Qualified

Maximize your energy and dollar savings with ENERGY STAR®-Qualified Appliances.

Bright Lighting

Our bright lighting makes it easy to see what's inside.

Reversible Door

Door can be installed to open left or right based on your needs.

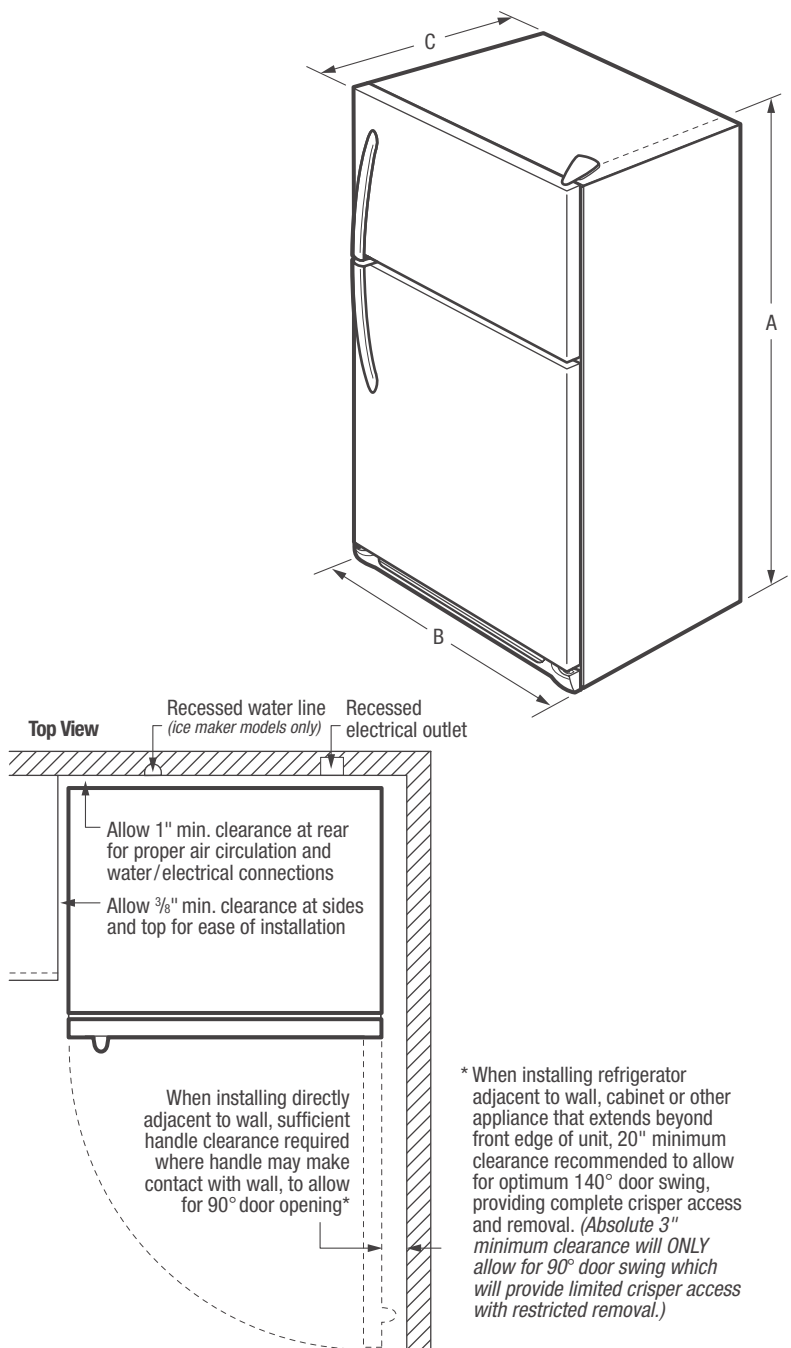
Store-More™ Humidity-Controlled Crisper Drawers

Our humidity-controlled crisper drawers are designed to keep your fruits and vegetables fresh so you don't have to worry about stocking up.

Features	
Door Design	Square
Door Handle Design	Black (S), Color-Coordinated (W/B)
Cabinet Finish (Textured)	Black (S), Color-Coordinated (W/B)
Door Stops	Yes
Door Hinge Covers	Black (S), Color-Coordinated (W/B)
Door Reverse Option	Yes
Left-Swing Door	
Rollers - Front/Rear	Fixed/Yes
Sound Package	
Toe Grille	Black (S), Color-Coordinated (W/B)
Refrigerator Features	
Interior Lighting	Bright
Refrigerator Shelves	2 Full-Width SpaceWise® Glass
Deli Drawer	1 Half-Width
Wine/Can Rack	
Store-More™ Crisper Drawers	2 Clear
Humidity Controls	2
Dairy Compartment	Clear Dairy Door
Door Bins	3 Full-Width White
Door Racks	
Non-Slip Bin Liner	
Tall Bottle Retainers	
Gallon Door Storage	1
Freezer Features	
Door Bins	
Door Racks	2 Full-Width White
Freezer Shelves	1 Full-Width Wire
Factory Ice Maker w/ Large Ice Bin	Optional (PN# IM116)
Lighting	
Certifications	
A.D.A.-Compliant ¹	Yes
ENERGY STAR®	Yes
Specifications	
Total Capacity (Cu. Ft.)	16.3
Refrigerator Capacity (Cu. Ft.)	12.6
Freezer Capacity (Cu. Ft.)	3.7
Power Supply Connection Location	Right Bottom Rear
Water Inlet Connection Location	Bottom Right
Voltage Rating	120V/60Hz/15A
Connected Load (kW Rating) @ 120 Volts ²	.72
Amps @ 120 Volts	6.0
Minimum Circuit Required (Amps)	15
Shipping Weight (Approx.)	190 Lbs.

¹When properly installed, this model is A.D.A.-qualified based on the United States Access Board's A.D.A./A.B.A. Accessibility Guidelines and the Department of Justice's 2010 A.D.A. Standards for Accessible Design.

²For use on adequately wired 120V, dedicated circuit having 2-wire service with a separate ground wire. Appliance must be grounded for safe operation.

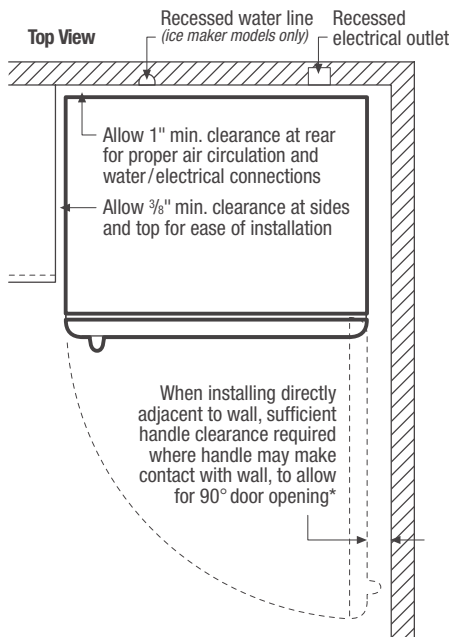


NOTE: For planning purposes only. Always consult local and national electric and plumbing codes. Refer to Product Installation Guide for detailed installation instructions on the web at frigidaire.com.

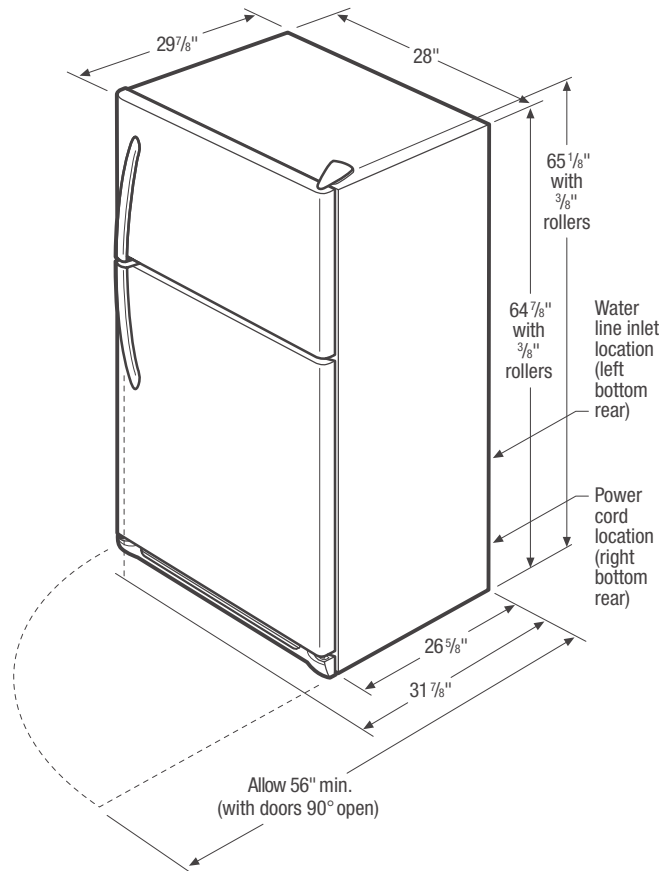


Product Dimensions	
A - Height (Incl. Hinges & Rollers)	65-1/8"
B - Width	28"
C - Depth (Incl. Door)	29-7/8"
Depth with Door Open 90°	56"

Accessories information available on the web at frigidaire.com



* When installing refrigerator adjacent to wall, cabinet or other appliance that extends beyond front edge of unit, 20" minimum clearance recommended to allow for optimum 140° door swing, providing complete crisper access and removal. (Absolute 3" minimum clearance will ONLY allow for 90° door swing which will provide limited crisper access with restricted removal.)



Top Mount Refrigerator Specifications

- Product Shipping Weight (approx.) - 190 Lbs.
- An electrical supply with grounded three-prong receptacle is required. The power supply circuit must be installed in accordance with current edition of National Electrical Code (NFPA 70) and local codes & ordinances.
- Voltage Rating - 120V/60 Hz/15 Amps
- Connected Load (kW Rating) @ 120 Volts = .72kW
- Amps @ 120 Volts = 6.0 Amps
- Always consult local and national electric & plumbing codes.
- Floor should be level surface of hard material, capable of supporting fully loaded refrigerator.
- Minimum 3/8" clearance required for sides and top of refrigerator with 1" clearance at rear to allow for ease of installation, proper air circulation, and plumbing/electrical connections.
- When installing refrigerator adjacent to wall, cabinet or other appliance that extends beyond front edge of unit, 20" minimum clearance recommended to allow for optimum 140° door swing, providing complete crisper access and removal. (Absolute 3" minimum clearance will ONLY allow for 90° door swing which will provide limited crisper access with restricted removal.)

- To ensure optimum performance, do not install in areas where temperature drops below 55°F or rises above 110°F and avoid installing in direct sunlight or close proximity to range, dishwasher or other heat source.
- For proper ventilation, front grille MUST remain unobstructed.
- Recess electrical outlet when possible.
- Optional Ice Maker Kit (PN# IM116) available for installation in ice maker-ready models only.
- Water recess on rear wall recommended to prevent water line damage.
- Water Pressure - Cold water line must provide between 30 and 100 pounds per square inch (psi).
- Copper tubing with 1/4" O.D. recommended for water supply line with length equal to distance from rear of unit to household water supply line plus 7 additional feet. Optional Water Supply Installation Kits available.

Note: For planning purposes only. Refer to Product Installation Guide on the web at frigidaire.com for detailed instructions.

Optional Accessories

- Ice Maker Kit - (PN# IM116).